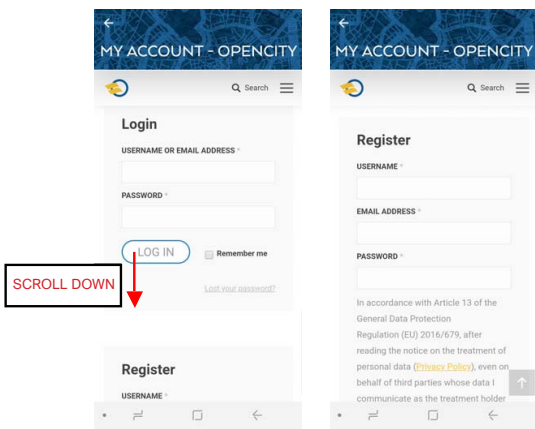
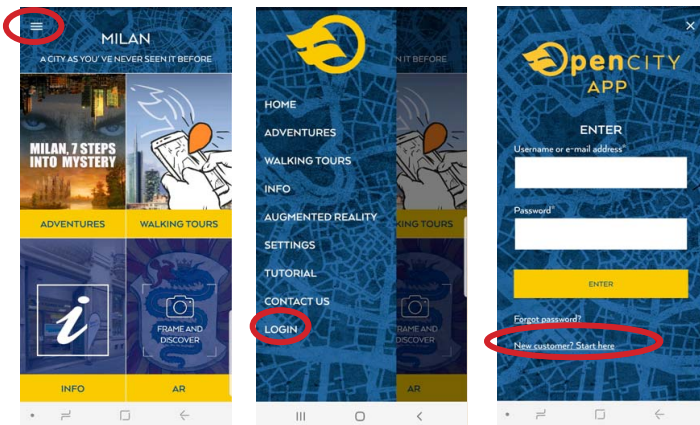


HOW TO LOGIN



Fill in with your details (username, email address, password). You will receive a confirmation by e-mail with a link to click in order to confirm your profile.

NOW YOU ARE READY TO OPEN THE CITY GATES!

TUTORIAL HOW TO PLAY

HOW TO CHOOSE A DIGITAL CONTENT

HI AND WELCOME! DO YOU WANT TO KNOW HOW TO HAVE ACCESS TO THE DIGITAL CONTENTS OF OPENCITY APP?

FIRST OF ALL GO TO THE HOMEPAGE OF THE APP AND TOUCH THE ICON OF ADVENTURES OR WALKING TOURS.

CHOOSE WHAT YOU'RE MOST INTERESTED IN

A SCREENSHOT OF ALL AVAILABLE DIGITAL CONTENTS (ADVENTURES OR WALKING TOURS) WILL SHOW UP. CHOOSE WHAT YOU'RE MOST INTERESTED IN.

READ THE CONTENT CARD

READ THE PRESENTATION CARD OF THE ADVENTURE OR WALKING TOUR, WITH ALL TIPS AND INDICATIONS TO PLAY AT YOUR BEST. WE RECOMMEND YOU TO READ IT CAREFULLY: THERE IS USEFUL INFO TO USE ON YOUR DEVICE DURING THE DIGITAL EXPERIENCE

HOW TO ACTIVATE IT


ONCE IDENTIFIED THE ADVENTURE OR WALKING TOUR YOU'RE MOST INTERESTED IN, YOU CAN PURCHASE IT OR ENTER THE CODE YOU RECEIVED IN ANY OTHER WAY. IT WILL BE IMMEDIATELY UPLOADED.

IF YOU CHOOSE A WALKING TOUR




ONCE THE UPLOADING IS OVER, YOU'LL FIND YOURSELF OVERWHELMED BY THE EXPERIENCE YOU CHOSE, READY TO BE LED BY GREAT EXPERTS OF THE THEME THAT FASCINATES YOU THE MOST.

CONTENTS OF THE WALKING TOURS, ALWAYS




AHHH... ONE LAST THING... YOU CAN KEEP LISTENING TO THE CONTENT OF THE WHOLE TOUR WHENEVER AND WHEREVER YOU LIKE. EVEN AT HOME.

SCANNING, CAPTURE AND AUGMENTED REALITY



ONCE FRAMED THE SUBJECT, THE ANSWER TO THE ENIGMA, THE CAMERA WILL SCAN THE IMAGE AND IT WILL BE CAPTURED THANKS TO THE FUNCTION OF THE AUGMENTED REALITY. IF THE SUBJECT IS ACKNOWLEDGED AS THE RIGHT ANSWER TO THE ENIGMA, THE GUARDIAN WILL SHOW UP WITH THE FOLLOWING QUESTION.

THE "HELP" KEY



AH... AN IMPORTANT THING! IF YOU HAVE PROBLEMS IN FINDING THE PLACES TO REACH OR THE ENIGMAS TO SOLVE, LOOK FOR THE HELP KEY. ONCE TOUCHED, YOU'LL GET A LITTLE HINT...

IF YOU CHOOSE AN ADVENTURE



ONCE THE ADVENTURE IS FULLY LOADED, THE GUARDIAN IN CHARGE OF LEADING YOU THROUGHOUT THE CHALLENGE WILL SHOW UP ON YOUR SCREEN... I SHOW YOU AN EXAMPLE OF AN ADVENTURE BEGINNING...

THE FIRST CLUE



THIS FRAME IS AN EXAMPLE OF THE BEGINNING OF AN ADVENTURE... THE GUARDIAN IN CHARGE WILL IMMEDIATELY INVOLVE YOU INTO THE CHALLENGE, MAKING YOU THE FIRST RIDDLE TO SOLVE.

BEYOND THE HELP: THE REVEALED ENIGMA



... AND IF YOU NEED ADDITIONAL HELP. TOUCH THE SCREEN WITH THE APPEARED IMAGE, YOU WILL GET CONNECTED TO A WEBPAGE WHERE THE PLACE TO REACH OR THE ENIGMA TO SOLVE WILL BE VERY CLEAR TO YOU. THIS MOVE WILL BE USEFUL TO RECEIVE MORE DETAILED INFORMATION ON THE POSSIBLE ANSWERS TO THE RIDDLES.

A TIP ON HOW TO USE YOUR DEVICE



BEAR IN MIND TO KEEP YOUR DEVICE ALWAYS ON AND FULLY CHARGED (TAKE A POWER BANK WITH YOU), WITH GPS AND INTERNET CONNECTION ACTIVE... AND TAKE YOUR HEADPHONES WITH YOU AS WELL, YOU WILL NEED THEM.
... AND DON'T FORGET THAT YOUR GPS NEEDS A FEW MOMENTS TO CORRECTLY RECEIVE THE SIGNAL.

GET THE SOLUTIONS FOR THE ENIGMAS



ONCE REACHED THE PLACE OF THE ENIGMA TO SOLVE, YOU'LL HAVE TO LOOK FOR AND FRAME THE SOLUTION TO THE ENIGMA WITH YOUR DEVICE, ACTIVATING THE ICON ON THE CAMERA YOU'LL FIND BENEATH THE TEXT IN THE SCREEN AT THE END OF THE VIDEO.

ENJOY YOUR VISIT WITH

OpenCITY
APP